



ಬೃಹತ್ ಬೆಂಗಳೂರು ಮಹಾನಗರ ಪಾಲಿಕೆ
Bruhat Bengaluru Mahanagara Palike



BBMP COVID-19 WAR ROOM 05.10.2022



OVERVIEW OF COVID-19 IN BENGALURU



CASE TRENDS

ACTIVE CASES **2,310**

Confirmed Cases

53

18,72,204 #

Recovered Cases

0

18,52,906 #

Death Cases

0

16,988 #



HOSPITALIZATION

17

ICU – V

-

ICU

5

HDU

1

General

11

INCLUDES GOVT. QUOTA AND PRIVATE WALK-IN HOSPITALIZATION



VACCINATION

159

2,04,57,837 #

First Dose

18

96,74,607 #

Second Dose

21

94,71,826 #

Precaution Dose

120

13,11,404 #



TRIAGING

MTU

5

Tele Triage

30



ACTIVE CLUSTERS

0

Budding Clusters (<5 Cases)

0

Clusters (> 5 cases)

0



TESTING

1,956

3,18,92,688 #

RAT

189

RTPCR

1,767

Positivity : 0.98%

*FOR LAST 7 DAYS

: indicates cumulative numbers till date



ABSTRACT OF COVID-19 SCENARIO IN BENGALURU

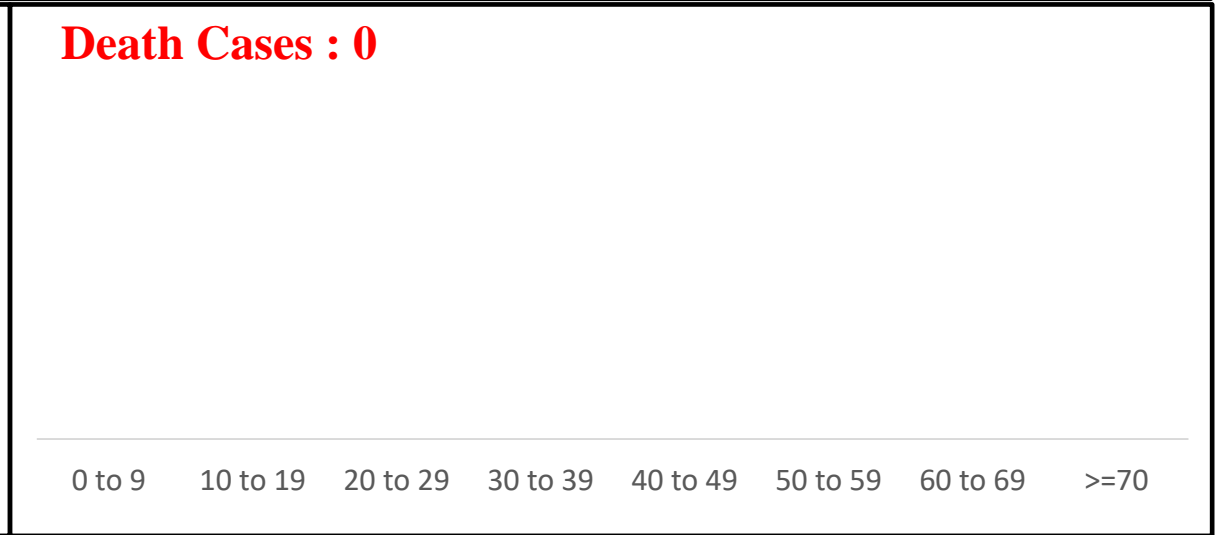

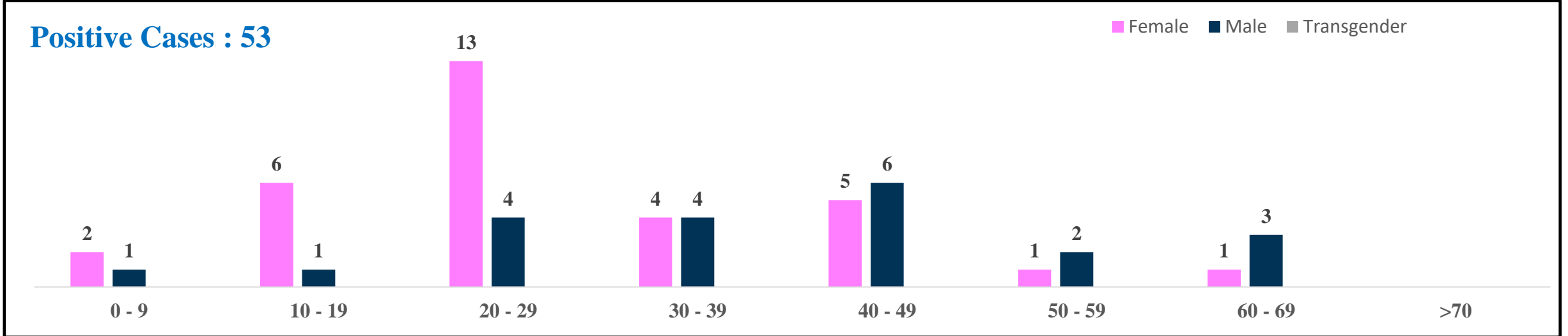


	MALE			FEMALE			TRANSGENDER			TOTAL		
	Last 24 Hours	Last 7 Days	Cumulative	Last 24 Hours	Last 7 Days	Cumulative	Last 24 Hours	Last 7 Days	Cumulative	Last 24 Hours	Last 7 Days	Cumulative
Positive Cases	21	246	11,03,413	32	195	7,67,899	0	0	196	53	441	18,72,204
Recovered Cases	0	145	10,91,126	0	104	7,61,686	0	0	187	0	249	18,52,906
Death Cases	0	0	10,759	0	1	6,225	0	0	4	0	1	16,988
Total Tests Done	In Last 24 hrs. : 1,956			In last 7 days : 45,207			Cumulative : 3,18,92,688					
Vaccine Doses Administered	In Last 24 hrs. : 159			In last 7 days : 9,793			Cumulative : 2,04,57,837					
ACTIVE CASES									2,310			

*Covid deaths occurred today : 00 | Covid deaths occurred beyond last 24hrs., reported today : 00

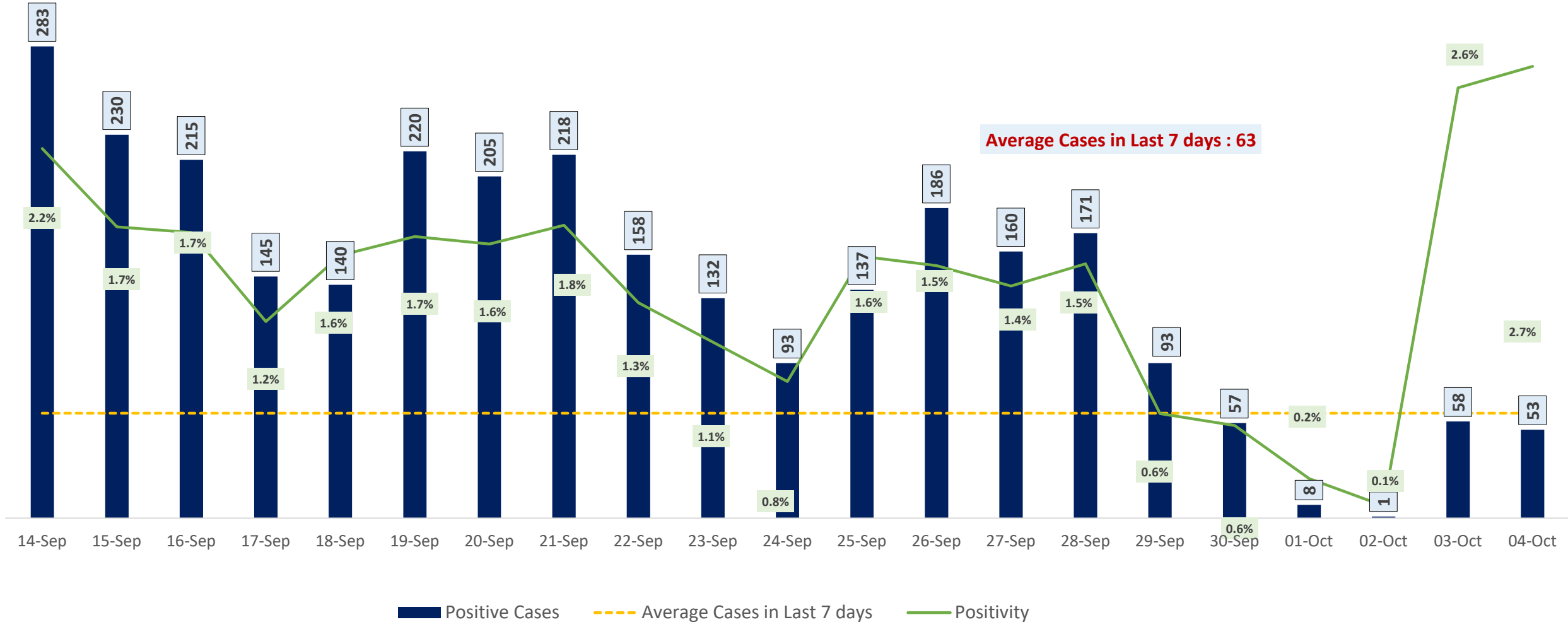


LAST 24 HOURS AGE GROUP AND GENDER WISE DISTRIBUTION





POSITIVITY RATE OF BENGALURU – LAST 21 DAYS





TESTING TRENDS IN BENGALURU

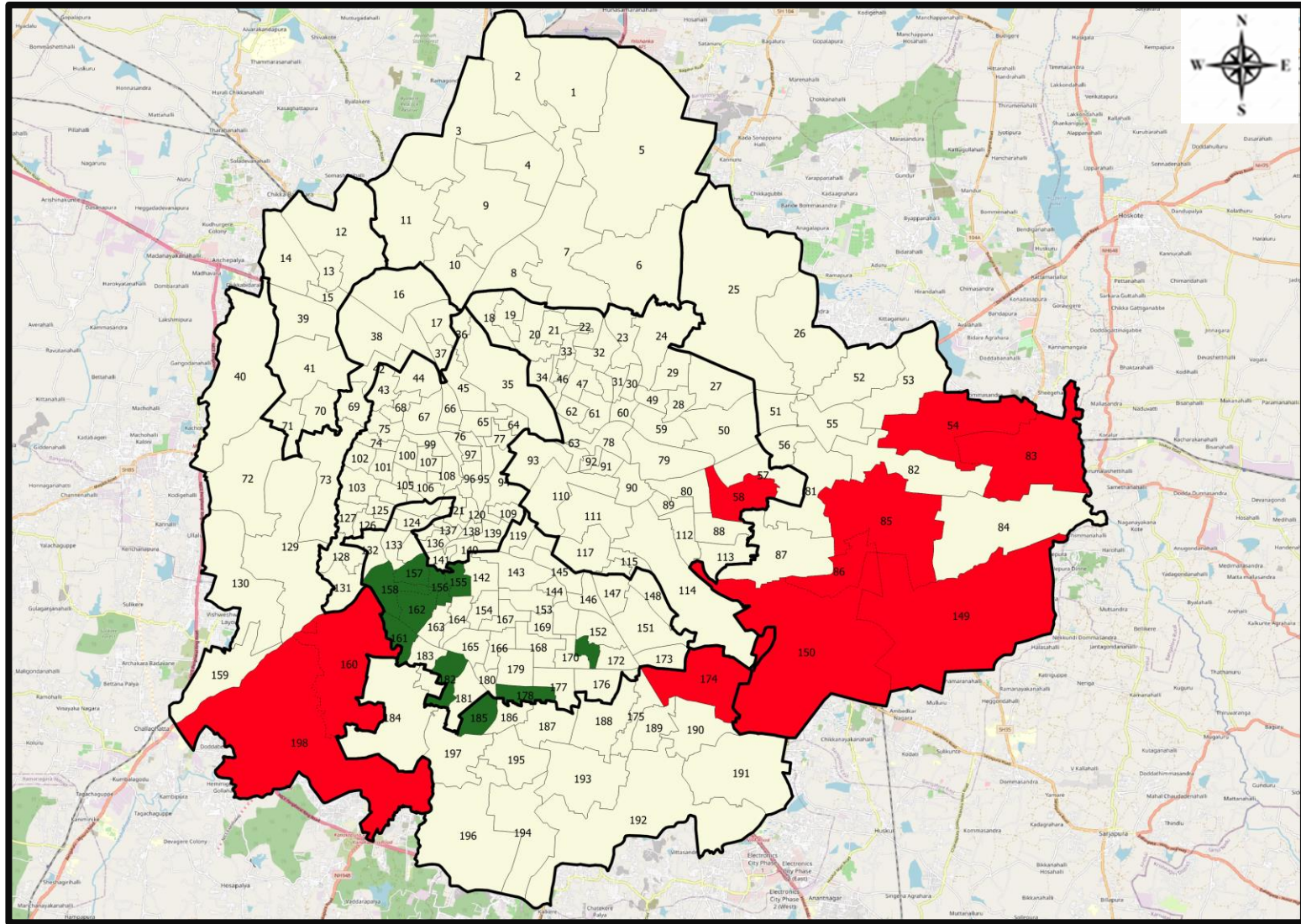


Total Test Conducted Till Date	Test Conducted Last 24 hours	Last 7 Days Average
3,18,92,688	1,956	6,458





BENGALURU URBAN MAP SHOWING TREND OF POSITIVE CASES IN LAST 7 DAYS



Top 10 wards reporting highest number of positive cases in last 7 days

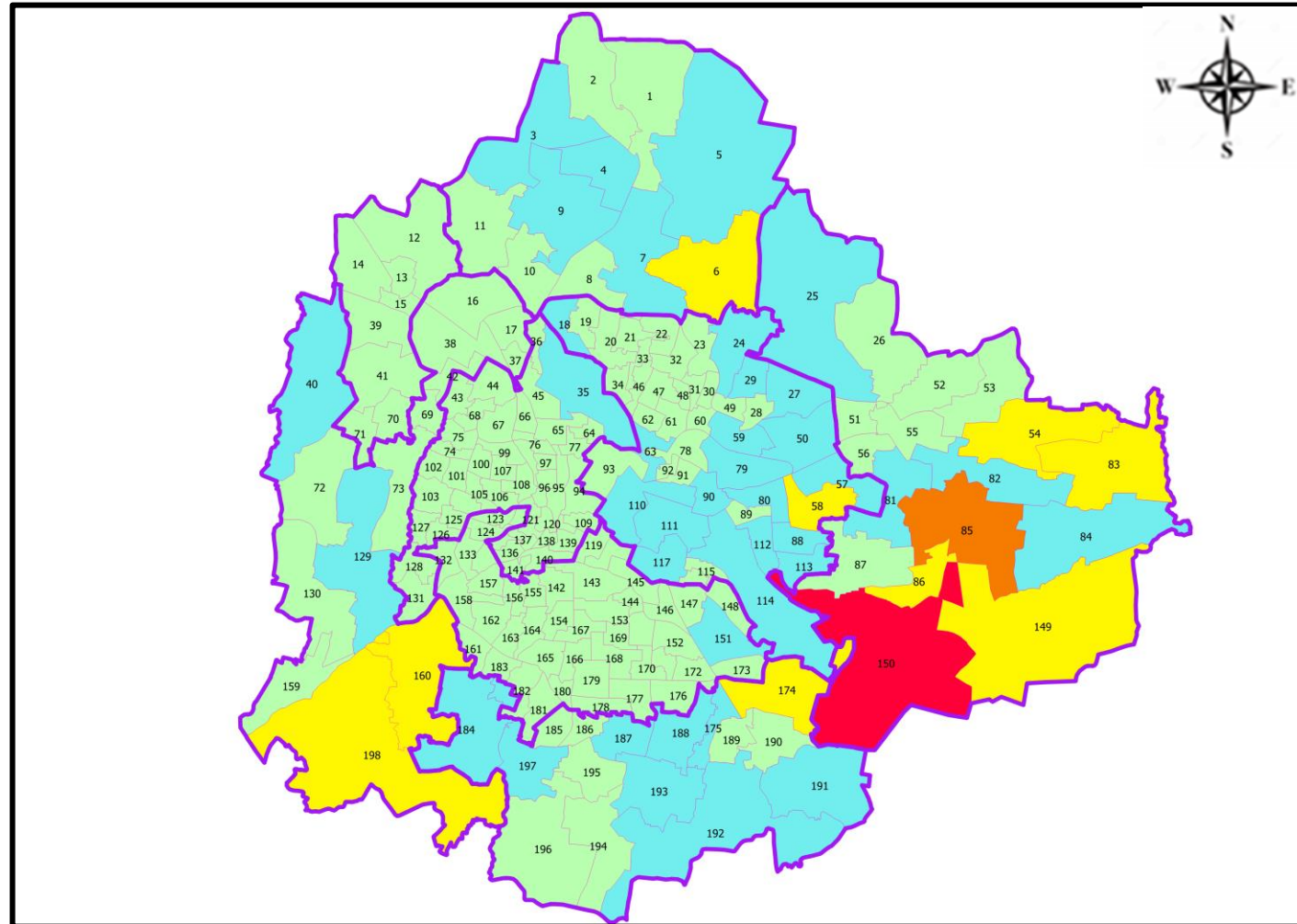
Ward No.	Ward Name	Daily Cases Average
150	Bellanduru	10
85	Dodda Nekkundi	5
149	Varthuru	4
83	Kadugodi	3
174	HSR Layout	3
58	New Tippasandra	3
54	Hudi	2
86	Marattahalli	2
160	Rajarajeshwari Nagar	2
198	Hemmigepura	2







Top 10 wards reporting least number of positive cases in last 7 days

Ward No.	Ward Name	Daily Cases Average
196	Anjanapura	0
185	Yelchenahalli	0
182	Padmanabha Nagar	0
178	Sarakki	0
162	Girinagara	0
161	Hosakerehalli	0
158	Deepanjali Nagar	0
156	Srinagara	0
155	Hanumanth Nagar	0
144	Siddapura	0



BENGALURU MAP SHOWING INTENSITY OF POSITIVE CASES IN LAST 7 DAYS



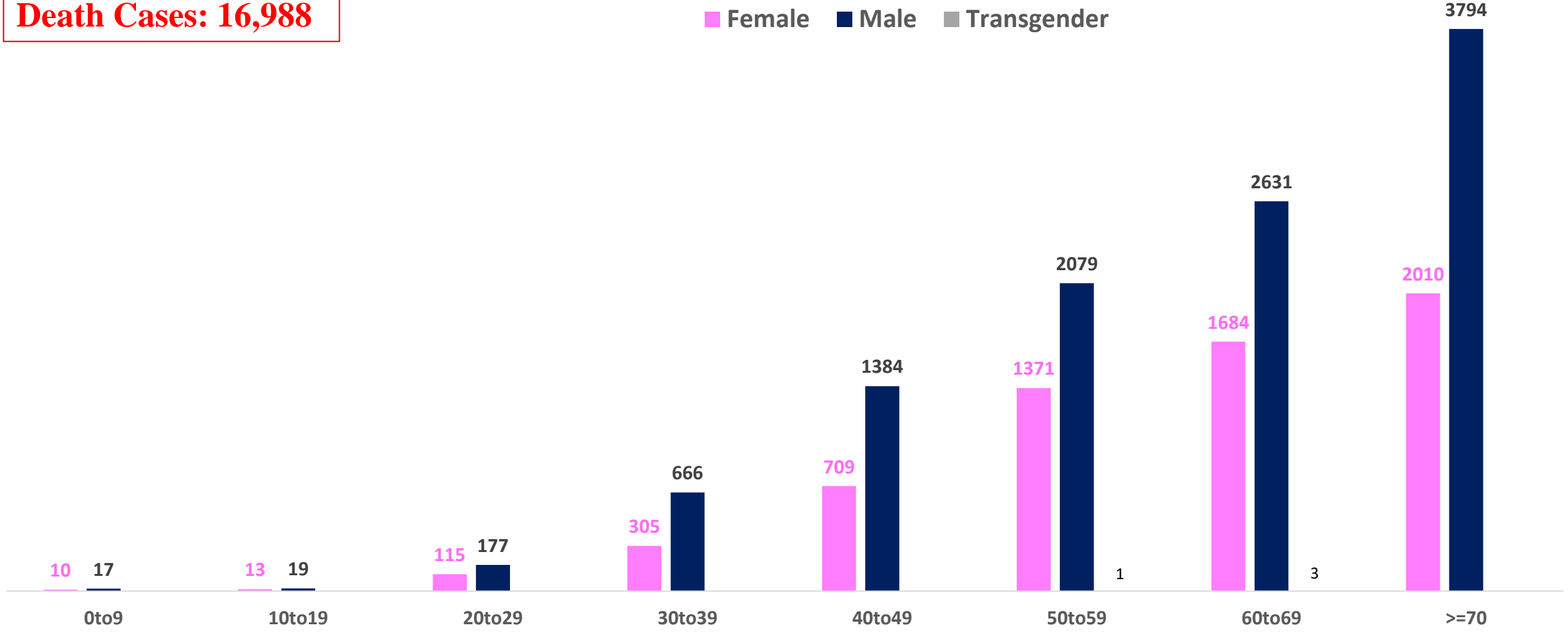
-  **Level 1 : 0 to 5 Cases**
-  **Level 2 : 5 to 15 Cases**
-  **Level 3 : 15 to 25 Cases**
-  **Level 4 : 25 to 50 Cases**
-  **Level 5 : More than 50 Cases**
-  **Zone Boundaries**



AGE AND GENDER WISE DISTRIBUTION OF DEATH CASES



Death Cases: 16,988





COVID-19 SCENARIO IN BENGALURU AND OTHER METROPOLITAN CITIES



CITY NAME	Positive Cases	Active Cases	Recovered	Deceased	Vaccine Doses Administered
New Delhi	20,03,576	356	19,76,717	26,503	3,72,55,887
Bengaluru*	18,72,204	2,310	18,52,906	16,988	2,37,43,184
Mumbai	11,49,624	714	11,29,177	19,733	2,21,18,772
Chennai	7,90,807	2,344	7,79,393	9,070	1,13,63,574

Source : <https://dashboard.cowin.gov.in/> at 6:30pm (05.10.2022)
Source : <https://www.covid19bharat.org/> at 6:30pm(05.10.2022)

*includes BBMP & Bengaluru Urban



SNAPSHOT OF COVID-19 CASES IN BENGALURU URBAN



**Total Wards With
< =10 Cases* :
183**

**Tests Conducted
on 04.10.2022:
1,956**

**Recovery
Rate*:
98.97%**

**Total
Active Cases :
2,310**

**Total Vaccinated
on 04.10.2022:
159**





**Positivity
Rate* :
0.98%**

**Active
Rate*:
0.12%**

**Case
Fatality Rate* :
0.23%**

*Total positive cases In the past 7 days

*CFR and positivity is for Past 7 days

Download BBMP Bulletin	https://apps.bbmpgov.in/covid19/mediabulletin.php
To register for vaccination :	https://selfregistration.cowin.gov.in/
BBMP COVID19 Dashboard:	https://apps.bbmpgov.in/covid19/
Follow us on:	 www.facebook.com/bbmp.comm1/
	 twitter.com/BBMPCOMM
	  BBMPSplHealth



Issued by:

Honorable Chief Commissioner, BBMP
Special Commissioner Health & IT, BBMP
MD, Bengaluru Smart City Limited

THANK YOU !

